

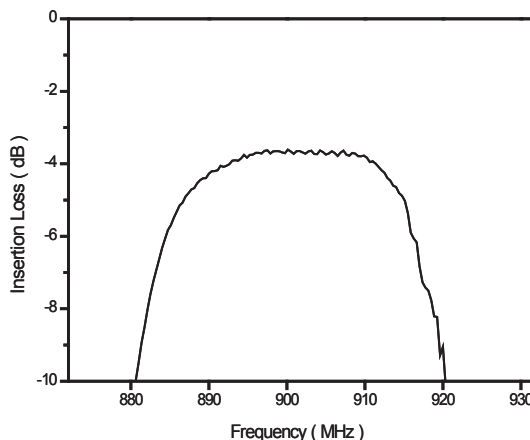
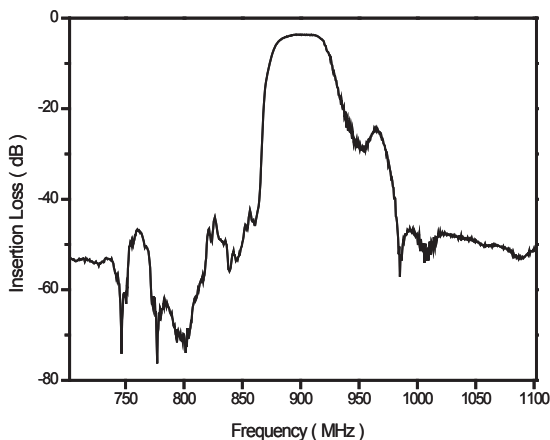


902.5 MHz RF Saw Filter

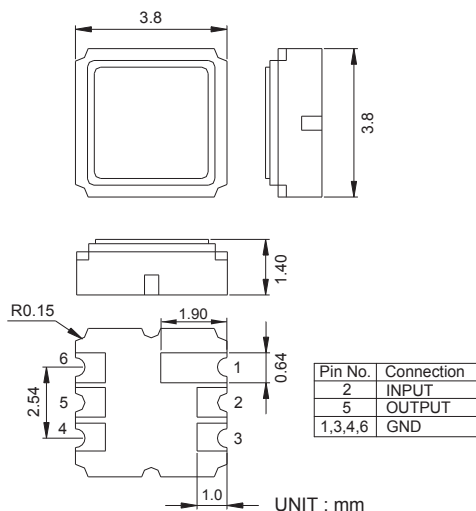
Part Number **F9023**

Parameter	Unit	Electrical Specifications		
		Minimum	Typical	Maximum
Center Frequency (Fc)	MHz	-	902.50	-
Insertion Loss	dB	-	3.5	4.0
Pass Bandwidth (BWp)	MHz	35	-	-
Amplitude Ripple @BWp	dB	-	1.5	2.5
Absolute Group Delay @Fc	nsec	-	-	-
Group Delay Variation @BWp	nsec	-	-	-
VSWR @BWp	-	-	1.5	2.0
Ultimate Rejection ~Fc-40MHz ... Fc+60MHz~	dB	40	50	-
Terminating Load Impedance	ohm	-	50	-

Frequency Response

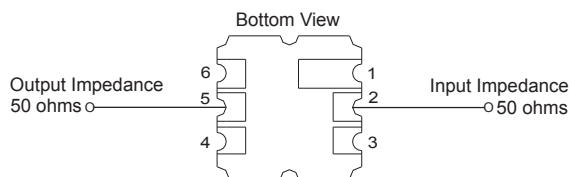


Package Outline

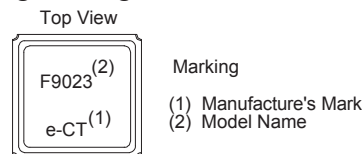


3.8 BY 3.8 SMD PACKAGE

Matching Configuration



Marking Configuration



sales@solutechcorp.com