

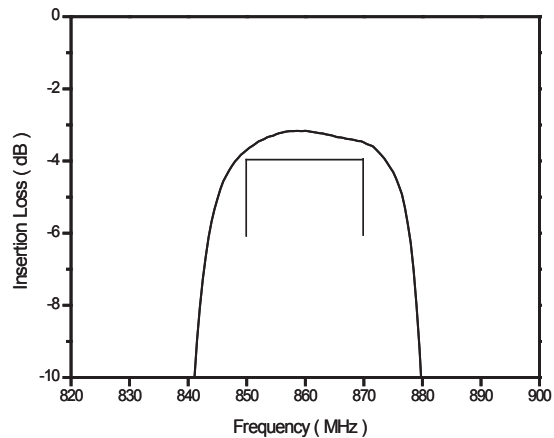
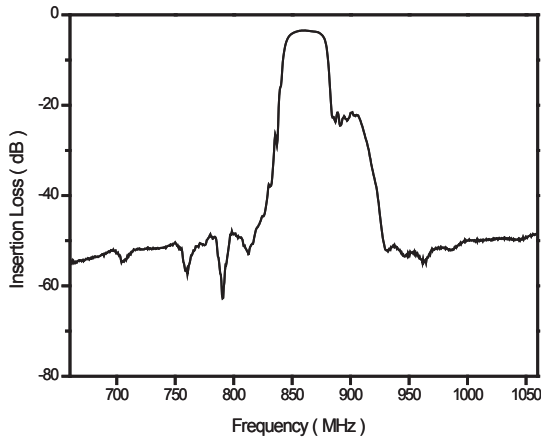


860.5 MHz RF Saw Filter

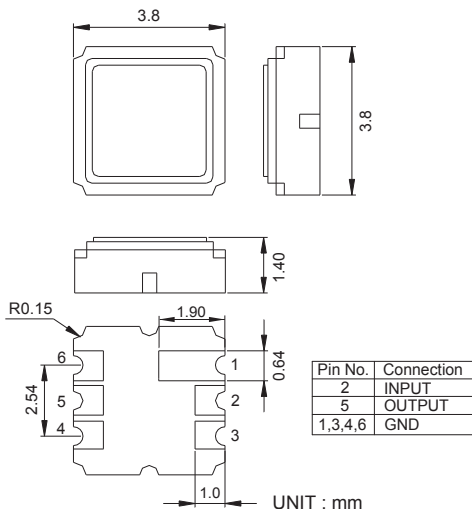
Part Number **F8602**

Parameter	Unit	Electrical Specifications		
		Minimum	Typical	Maximum
Center Frequency (Fc)	MHz	-	860.50	-
Insertion Loss	dB	-	3.5	4.0
Pass Bandwidth (BWp)	MHz	19.0	-	-
Amplitude Ripple @BWp	dB	-	1.0	2.0
Absolute Group Delay @Fc	nsec	-	30	-
Group Delay Variation @BWp	nsec	-	10	-
VSWR @BWp	-	-	1.5	2.0
Ultimate Rejection ~Fc-40MHz ... Fc+60MHz~	dB	40	50	-
Terminating Load Impedance	ohm	-	50	-

**Frequency Response**

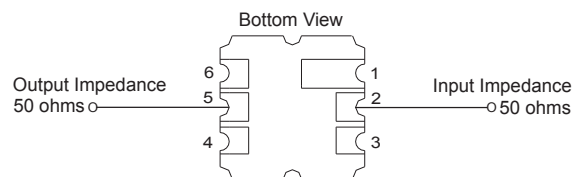


**Package Outline**

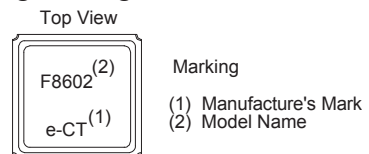


3.8 BY 3.8 SMD PACKAGE

**Matching Configuration**



**Marking Configuration**



sales@solutechcorp.com