

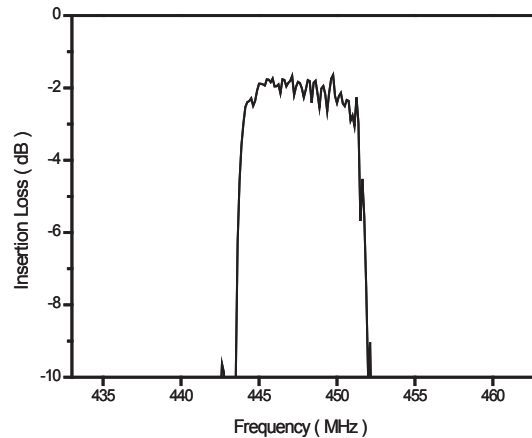
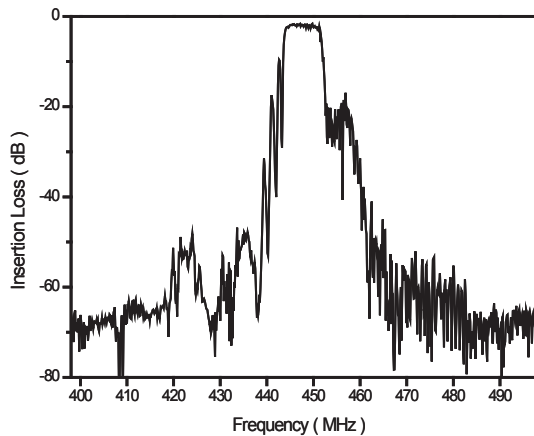


448 MHz RF Saw Filter

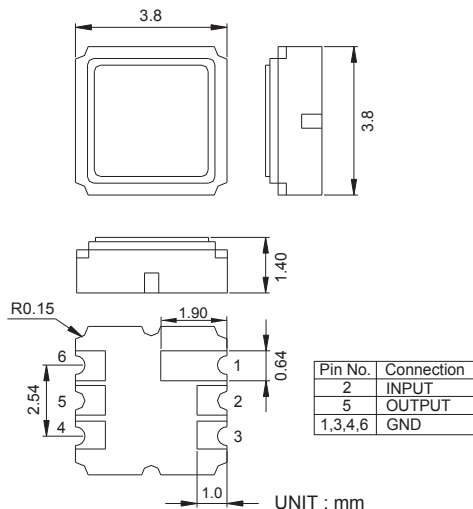
Part Number **F4485**

| Parameter | Unit | Electrical Specifications | | |
|---|------|---------------------------|---------|---------|
| | | Minimum | Typical | Maximum |
| Center Frequency (Fc) | MHz | - | 448.0 | - |
| Insertion Loss | dB | - | 2.0 | 3.5 |
| Pass Bandwidth (BWp) | MHz | 4.0 | - | - |
| Amplitude Ripple @BWp | dB | - | 1.0 | 1.5 |
| Absolute Group Delay @Fc | nsec | - | 100 | - |
| Group Delay Variation @BWp | nsec | - | 60 | - |
| VSWR @BWp | - | - | 1.5 | 2.0 |
| Ultimate Rejection ~Fc-15MHz ... Fc+25MHz~ | dB | 45 | 50 | - |
| Terminating Load Impedance | ohm | - | 50 | - |

Frequency Response

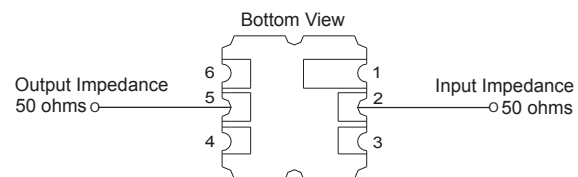


Package Outline

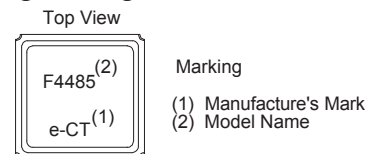


3.8 BY 3.8 SMD PACKAGE

Matching Configuration



Marking Configuration



sales@solutechcorp.com