

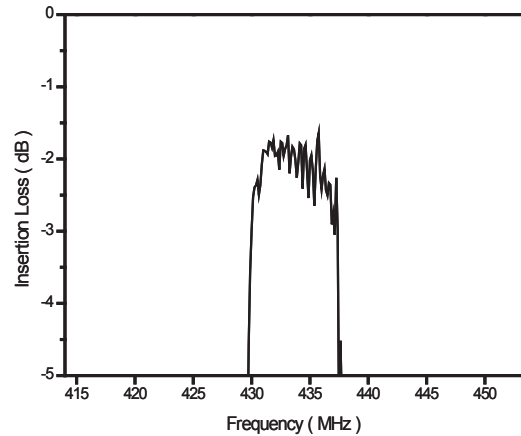
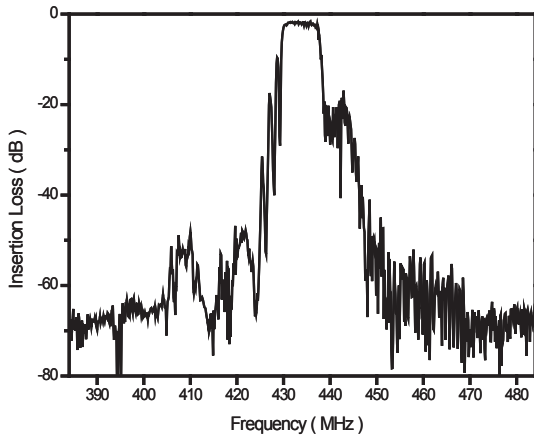


433.92 MHz RF Saw Filter

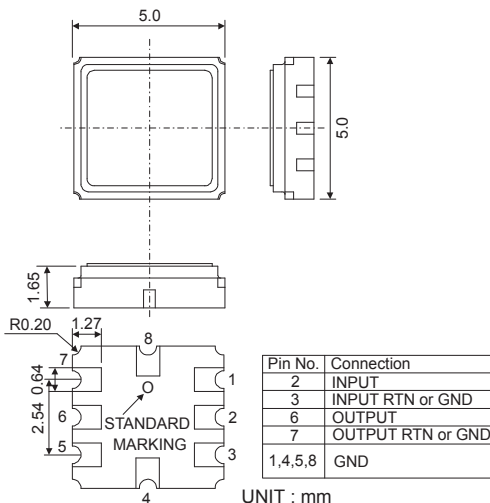
Part Number **F4331**

Parameter	Unit	Electrical Specifications		
		Minimum	Typical	Maximum
Center Frequency (Fc)	MHz	-	433.92	-
Insertion Loss	dB	-	3.5	-
Inbandwidth(BWp)	MHz	-	4.0	-
Amplitude Ripple @BWp	dB	-	1.0	-
VSWR @BWp	-	-	1.5	-
Ultimate Rejection ~Fc-15MHz ... Fc+25MHz~	dB	-	50	-
Terminating Load Impedance	ohm	-	50	-

Frequency Response

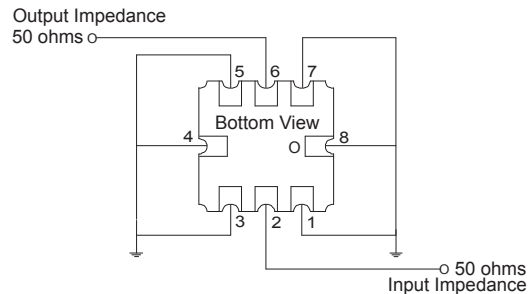


Package Outline

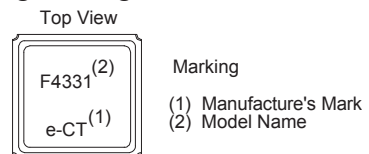


5.0 BY 5.0 SMD PACKAGE

Matching Configuration



Marking Configuration



sales@solutechcorp.com