

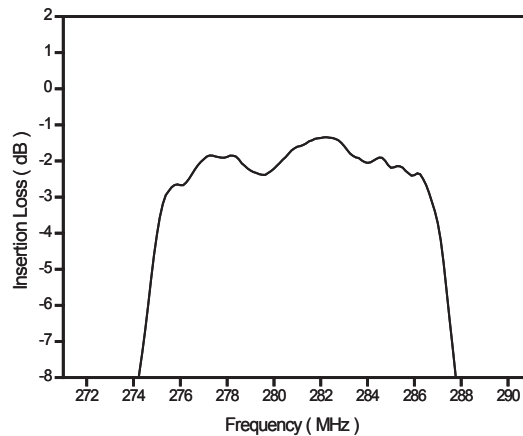
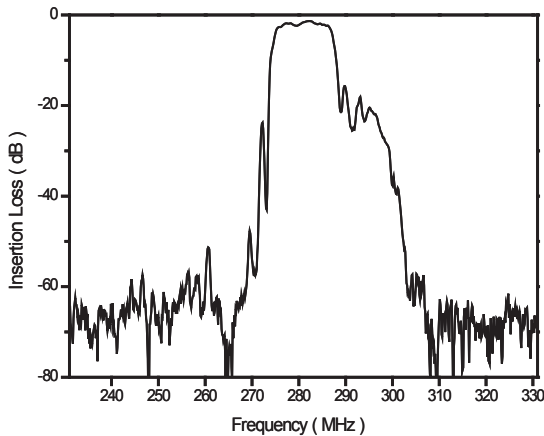


281 MHz RF Saw Filter

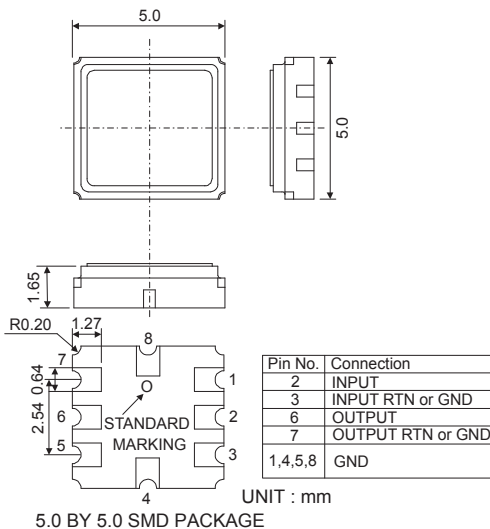
Part Number **F2816**

Parameter	Unit	Electrical Specifications		
		Minimum	Typical	Maximum
Center Frequency (Fc)	MHz	-	281.0	-
Insertion Loss	dB	-	2.5	3.5
Pass Bandwidth (BWp)	MHz	6.2	-	-
Amplitude Ripple @BWp	dB	-	1.5	2.0
Absolute Group Delay @Fc	nsec	-	100	-
Group Delay Variation @BWp	nsec	-	50	-
VSWR @BWp	-	-	-	-
Ultimate Rejection ~Fc-15MHz ... Fc+25MHz~	dB	45	50	-
Terminating Load Impedance	ohm	-	50	-

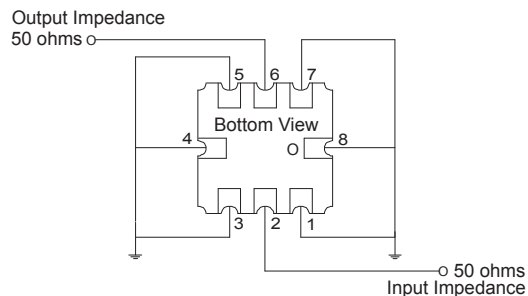
Frequency Response



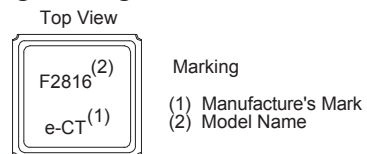
Package Outline



Matching Configuration



Marking Configuration



sales@solutechcorp.com