

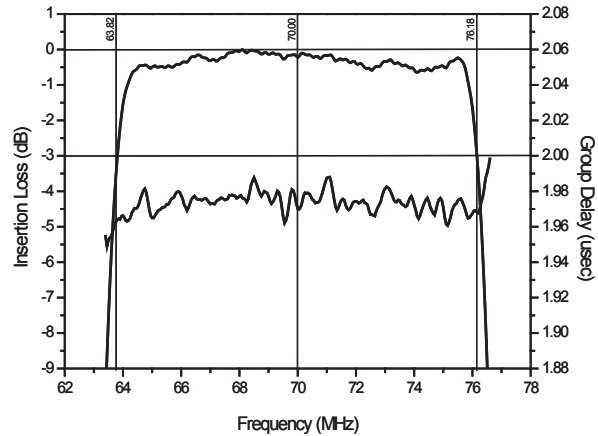
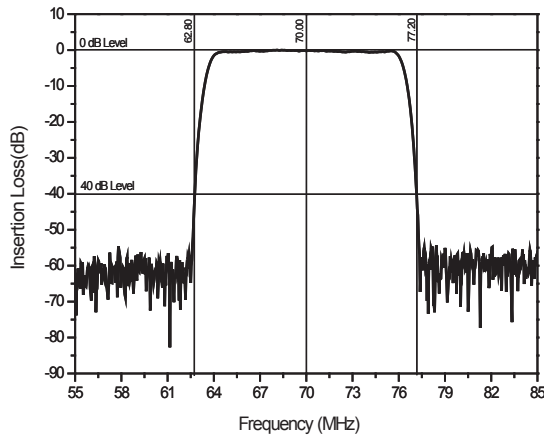


70 MHz Bandpass Filter
12.00 MHz Bandwidth

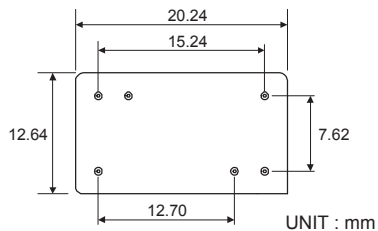
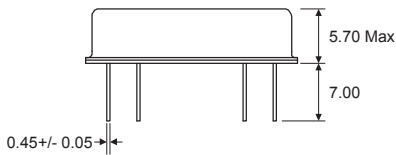
Part Number **501144B**

Parameter	Unit	Electrical Specifications		
		Minimum	Typical	Maximum
Center Frequency	MHz	69.90	70.00	70.10
Insertion Loss	dB	-	24.0	26.5
1dB Bandwidth	MHz	-	11.69	-
3dB Bandwidth	MHz	12.00	12.30	-
40dB Bandwidth	MHz	-	14.40	15.50
Amplitude Ripple (p-p)	dB	-	0.65	1.00
Group Delay Variation	nsec	-	26	70
Absolute Delay	usec	-	1.97	-
Ultimate Rejection	dB	50	55	-

Frequency Response

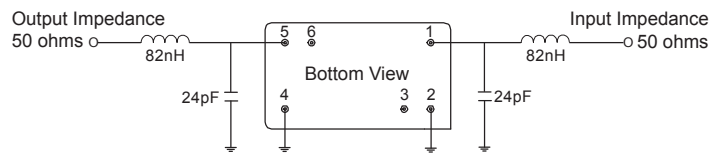


Package Outline



DIP 2012 Version of 6-Pin Dip Package

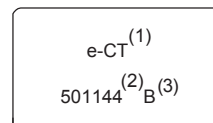
Matching Configuration



Pin No.	Connection
1	INPUT
5	OUTPUT
others	GND

Marking Configuration

Top View



Marking

- (1) Manufacturer's Mark
- (2) Model Name
- (3) Revision