



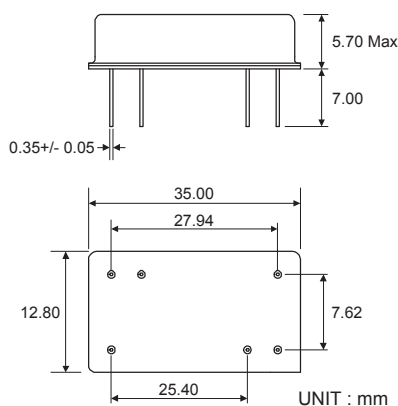
70 MHz Bandpass Filter
4.30 MHz Bandwidth

Part Number **501116B**

Parameter	Unit	Electrical Specifications		
		Minimum	Typical	Maximum
Center Frequency	MHz	69.92	70.00	70.08
Insertion Loss	dB	-	21.0	22.5
3dB Bandwidth	MHz	4.30	4.50	-
40dB Bandwidth	MHz	-	5.82	5.95
Passband Ripple	dB	-	0.80	1.00
Group Delay Variation	nsec	-	150	200
Absolute Delay	usec	-	4.00	-
Ultimate Rejection	dB	50	55	-

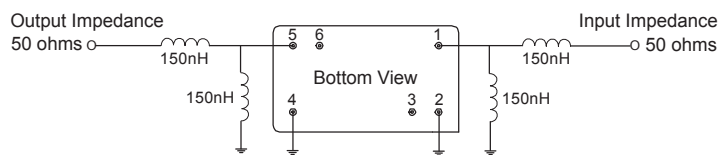
Maximum Rating				
Maximum Input Power	dBm	-	-	10
Maximum DC Voltage	V	-	-	15
Operating Temperature	°C	-10	25	+60
Storage Temperature	°C	-25	25	+70

Package Outline



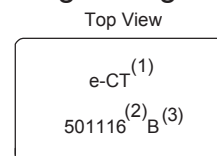
DIP 3512 Version of 6-Pin Dip Package

Matching Configuration



Pin No.	Connection
1	INPUT
5	OUTPUT
others	GND

Marking Configuration



Marking

- (1) Manufacture's Mark
- (2) Model Name
- (3) Revision